

A2 Key for Schools Paper 1 Reading and Writing Part 3 – Teacher's Notes

Description

In this activity, students focus on key vocabulary in questions and multiple-choice answers. They skim read the text to find the answer. They read again more thoroughly to make sure the other answers are incorrect.

Time required: 25 minutes

Materials required:

- Student handouts 1 and 2
- Follow-up activities handout 3 (optional)

Aims:

- to familiarise students with A2 Key for Schools Paper 1 Reading and Writing Part 3
- to practise skim reading for general understanding
- to practise reading for detailed information

Procedure

1. Explain to students that they will be doing Part 3 of the A2 Key for Schools Paper 1 Reading and Writing exam. Write on the board '**Starting at a new school**'. Elicit one example of something good and bad about starting at a new school and write it under the heading. Give students 2 minutes to think of more ideas in pairs. Elicit their answers and write them on the board.
2. Give students **Handout 1** and ask students to read for 2 minutes to see if they had any of the same ideas as the girl in the text. Tell them that it is not important for them to read every word as they are just reading for general understanding. Allow them to check their answer with their partner before open class feedback.
3. Give your students **Handout 2** but folded over so that only question 14 is visible. Ask the students to underline key vocabulary in the question and multiple-choice answers. You could do the first example for them (see **Answer key**).
4. Set a time limit of 2 minutes and ask students to read and decide on the answer for question 14. Allow them to check their answer with their partner before open class feedback.
5. With the class go over the other two answers and elicit why these would not be correct (see **Answer key**).

6. Ask students to unfold the handout and complete questions 15–18 on their own. Remind them to underline the key vocabulary in each question and answer. Set a time limit of 8–10 minutes for this. Allow them to check their answer with their partner before open class feedback. While monitoring the pairs, you will find out what problems they may have had with any vocabulary.
7. Go over the other two options and elicit why these would not be correct (see **Answer key**).

Suggested follow-up activities:

1. Ask students to write their own text about starting at a new school. Give them access to a dictionary to see if they can find synonyms for six or seven of the words they have written. Ask them to put these words in the text box at the bottom of their page. They then change papers with their partner. Their partner re-writes the text using the synonyms.
2. If you want the students to practise using the answer sheet, photocopy it from the handbook and ask students to fill in the lozenges in pencil for their answers to Part 3.

Answer key

Procedure step 3

Question 14 – key vocabulary in the question and multiple choice answers

- Anna feel moving new school
- worried older children
- happy something different
- pleased bored primary school

Student handout 2

Question	Answer	Wrong answer
14.	B – happy = excited	A – worried = negative feeling C – loved not bored at her primary school
15.	C – met = sitting beside her	A – her group were from different schools B – lives near her
16.	A – didn't do = quite new to me	B – longer lessons C – lessons are harder
17.	C – very large = so big	A – the map makes it easier B – nothing mentioned in the text
18.	B – hardest part = worst thing	A – nothing mentioned in the text C – need to better at remembering

Part 3

Questions 14 – 18

For each question, choose the correct answer.

Starting at a new school

By Anna Gray, age 11

I've just finished my first week at a new school and I'd like to tell you about it. Like other children in my country, I went to primary school until I was eleven and then I had to go to a different school for older children. I loved my primary school but I was excited to move to a new school.

It was very strange on our first day. There were some kids from my primary school there, but most of the children in my year group were from different schools. But I soon started talking to the girl who was sitting beside me in maths. She lives near me so we walked home together. We're best friends now.

When I saw our timetable there were lots of subjects, some were quite new to me! Lessons are harder now. They're longer and the subjects are more difficult, but the teachers help us a lot.

At primary school we had all our lessons in one classroom. Now each subject is taught in a different room. It was difficult to find the classrooms at first because the school is so big. But the teachers gave us each a map of the school, so it's getting easier now.

The worst thing is that I have lots more homework to do now. Some of it is fun but I need to get better at remembering when I have to give different pieces of work to the teachers!

A2 Key for Schools Paper 1 Reading and Writing Part 3 Student handout 2

- 14 How did Anna feel about moving to a new school?
- A worried about being with lots of older children
 - B happy about the idea of doing something different
 - C pleased because she was bored at her primary school
- 15 Who has become Anna's best friend at her new school?
- A someone from her primary school
 - B someone she knew from her home area
 - C someone she met in her new class
- 16 What does Anna say about the timetable at her new school?
- A It includes subjects she didn't do at primary school.
 - B She has shorter lessons than she had at her old school.
 - C It is quite difficult to understand.
- 17 Why couldn't Anna find her classrooms?
- A She couldn't read a map.
 - B There was little time between lessons.
 - C The school building was very large.
- 18 What does Anna say about the homework she has now?
- A She gets more help from some teachers than others.
 - B She thinks it is the hardest part of school life.
 - C She remembers everything she's told to do.

A2 Key for Schools Paper 1 Reading and Writing Part 3


Student handout 3: Follow-up activity


Write about starting at a new school

Choose six or seven words from your text. Cross them out and replace them with synonyms.
Now change papers with your partner and rewrite their text using the synonyms.

Re-write your partner's text using the words in the box above.


A2 Key for Schools Paper 1 Reading and Writing: Candidate Answer Sheet





Draft

OFFICE USE ONLY - DO NOT WRITE OR MAKE ANY MARK ABOVE THIS LINE
Page 1 of 2



Cambridge Assessment
English

Candidate Name

Centre Name

Examination Title

Candidate Signature

Candidate Number

Centre Number

Examination Details

Assessment Date

Supervisor: If the candidate is ABSENT or has WITHDRAWN shade here ☐

Key for Schools Reading and Writing Candidate Answer Sheet

Instructions
 Use a PENCIL (B or HB).
 Rub out any answer you want to change with an eraser.

For Parts 1, 2, 3 and 4:
 Mark ONE letter for each answer.
 For example: If you think A is the right answer to the question, mark your answer sheet like this:

For Part 5:
 Write your answers clearly in the spaces next to the numbers (25 to 30) like this:

0 ENGLISH

Write your answers in CAPITAL LETTERS.

Part 1

1	A	B	C
2	A	B	C
3	A	B	C
4	A	B	C
5	A	B	C
6	A	B	C

Part 2

7	A	B	C
8	A	B	C
9	A	B	C
10	A	B	C
11	A	B	C
12	A	B	C
13	A	B	C

Part 3

14	A	B	C
15	A	B	C
16	A	B	C
17	A	B	C
18	A	B	C

Part 4

19	A	B	C
20	A	B	C
21	A	B	C
22	A	B	C
23	A	B	C
24	A	B	C

Part 5

25		25 1 0 ○ ○	28		28 1 0 ○ ○
26		26 1 0 ○ ○	29		29 1 0 ○ ○
27		27 1 0 ○ ○	30		30 1 0 ○ ○

Continues over ➡

OFFICE USE ONLY - DO NOT WRITE OR MAKE ANY MARK BELOW THIS LINE
Page 1 of 2

Draft

